



Q3 2023 Investor Presentation

November 15, 2023



Disclaimers

General

This presentation contains statements that include forward-looking information (within the meaning of applicable Canadian securities laws). Forward-looking statements are identified by words such as "believe", "anticipate", "project", "expect", "intend", "plan", "will", "may", "estimate" and other similar expressions and include statements herein concerning matters to occur upon or following Closing and the use of proceeds from exercise of the over-allotment option. These statements are based on the REIT's expectations, estimates, forecasts and projections. They are not guarantees of future performance and involve risks and uncertainties that are difficult to control or predict. A number of factors could cause actual results to differ materially from the results discussed in the forward-looking statements, including, but not limited to, the factors discussed under the heading "Risk Factors" in the Prospectus available under the REIT's profile on SEDAR at www.sedar.com. There can be no assurance that forward-looking statements will prove to be accurate as actual outcomes and results may differ materially from those expressed in these forward-looking statements. Readers, therefore, should not place undue reliance on any such forward-looking statements. Further, these forward-looking statements are made as of the date of this news release and, except as expressly required by applicable law, the REIT assumes no obligation to publicly update or revise any forward-looking statement, whether as a result of new information, future events or otherwise.

Market and Industry Data

This presentation includes market and industry data and forecasts that were obtained from third-party sources, industry publications and publicly available information as well as industry data prepared by management on the basis of its knowledge of the multifamily/apartment industry in which the REIT will operate (including management's estimates and assumptions relating to the industry based on that knowledge). Management's knowledge of the manufactured housing community has been developed through its experience and participation in the industry. Management believes that its industry data is accurate and that its estimates and assumptions are reasonable, but there can be no assurance as to the accuracy or completeness of this data. Third-party sources generally state that the information contained therein has been obtained from sources believed to be reliable, but there can be no assurance as to the accuracy or completeness of included information. Although management believes it to be reliable, neither the REIT nor the Underwriters have independently verified any of the data from management or third-party sources referred to in this presentation or analyzed or verified the underlying studies or surveys relied upon or referred to by such sources, or ascertained the underlying economic assumptions relied upon by such sources.

Forward-Looking Information

This presentation and any accompanying oral statements including in response to questions contains "forward-looking information" as defined under Canadian securities laws (collectively, "forward-looking statements") which reflect management's expectations regarding objectives, plans, goals, strategies, future growth, results of operations, performance and business prospects and opportunities of the REIT. The words "plans", "expects", "does not expect", "goals", "seek", "strategy", "future", "estimates", "intends", "anticipates", "does not anticipate", "projected", "believes" or variations of such words and phrases or statements to the effect that certain actions, events or results "may", "will", "could", "would", "should", "might", "likely", "occur", "be achieved" or "continue" and similar expressions identify forward-looking statements. In addition, any statements that refer to expectations, intentions, projections or other characterizations of future events or circumstances contain forward-looking statements. Statements containing forward-looking information are not historical facts but instead represent management's expectations, estimates and projections regarding future events or circumstances.

Forward-looking statements are qualified in their entirety by the inherent risks, uncertainties and changes in circumstances surrounding future expectations which are difficult to predict and many of which are beyond the control of the REIT, including that the transactions contemplated herein and in the prospectus are completed.

Forward-looking statements are necessarily based on a number of estimates and assumptions that, while considered reasonable by management of the REIT as of the date of this presentation, are inherently subject to significant business, economic and competitive uncertainties and contingencies. The REIT's estimates, beliefs and assumptions, which may prove to be incorrect, include the various assumptions set forth herein, including, but not limited to, the REIT's future growth potential, results of operations, future prospects and opportunities, demographic and industry trends, no change in legislative or regulatory matters, future levels of indebtedness, the tax laws as currently in effect, the continuing availability of capital and current economic conditions.

When relying on forward-looking statements to make decisions, the REIT cautions readers not to place undue reliance on these statements, as forward-looking statements involve significant risks and uncertainties. Forward-looking statements should not be read as guarantees of future performance or results and will not necessarily be accurate indications of whether or not the times at or by which such performance or results will be achieved. For further details on the forward-looking information included in this presentation, see "Forward-Looking Statements" in the prospectus.

An investment in trust units of the REIT ("Units") is subject to a number of risks that should be considered by a prospective purchaser. Prospective purchasers should carefully consider the risk factors described under "Risk Factors" in the prospectus before purchasing Units. If any risks or uncertainties described in the prospectus materialize, or if the opinions, estimates or assumptions underlying the forward-looking information prove incorrect, actual results or future events might vary materially from those anticipated in the forward-looking information. Although management has attempted to identify important risk factors that could cause actual results to differ materially from those contained in forward-looking information, there may be other risk factors not presently known or that management believes are not material that could also cause actual results or future events to differ materially from those expressed in such forward-looking information.

Certain statements included in this presentation may be considered a "financial outlook" for purposes of applicable Canadian securities laws, and as such, the financial outlook may not be appropriate for purposes other than this presentation. All forward-looking statements are based only on information currently available to the REIT and are made as of the date of this presentation. Except as expressly required by applicable Canadian securities laws, the REIT assumes no obligation to publicly update or revise any forward-looking statement, whether as a result of new information, future events or otherwise. All forward-looking statements in this presentation are qualified by these cautionary statements.

Non-IFRS Measures and Real Estate Industry Metrics

In this presentation, the REIT uses certain non-IFRS financial measures, which include funds from operations ("FFO"), adjusted funds from operations ("AFFO"), and net operating income ("NOI"), and certain real estate industry metrics, including "AFFO Payout Ratio", "Debt to Gross Book Value Ratio", "Gross Book Value", "NOI margin" and "Same Community", to measure, compare and explain the operating results and financial performance of the REIT. These measures are commonly used by entities in the real estate industry as useful metrics for measuring performance. However, they do not have any standardized meaning prescribed by IFRS and are not necessarily comparable to similar measures presented by other publicly traded entities. These measures should be considered as supplemental in nature and not as a substitute for related financial information prepared in accordance with IFRS. Please refer to the REIT's Management Discussion and Analysis for the period ended September 30, 2023, for further detail on non-IFRS measures.

Comparable Companies

Any comparables used in this presentation outline certain public company and real estate investment trusts (the "Comparables"). The Comparables are considered to be an appropriate basis for comparison with the REIT based on their similar size, industry, focus and additional criteria. The information relating to the Comparables has been obtained or derived from public sources. The REIT and the Underwriters have relied upon and have not attempted to verify the completeness, accuracy and fair presentation of such information. If the Comparables contain a misrepresentation, investors do not have a remedy under securities legislation in any province or territory of Canada. Investors are cautioned that there are risks inherent in making an investment decision based on the Comparables, that past and estimated performance is not indicative of future performance, and that the performance of the REIT may materially differ from that of the Comparables. Accordingly, an investment decision should not be made in reliance on the Comparables.



Kurt Keeney

President & Chief Executive Officer



Nathan Smith

Chief Investment Officer

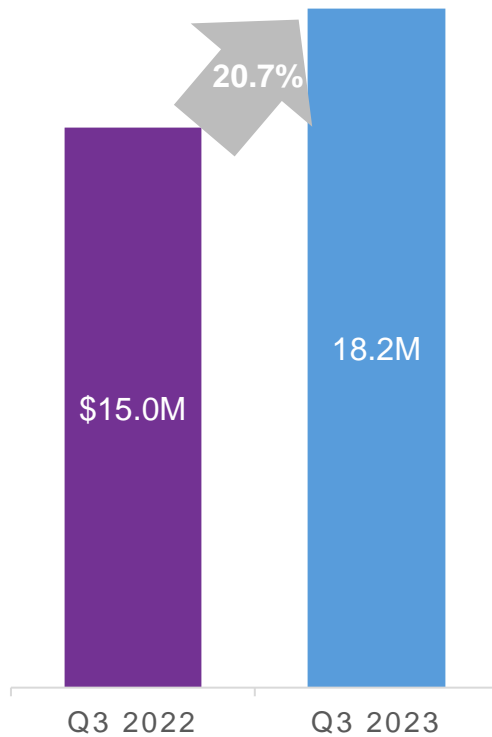


Eddie Carlisle

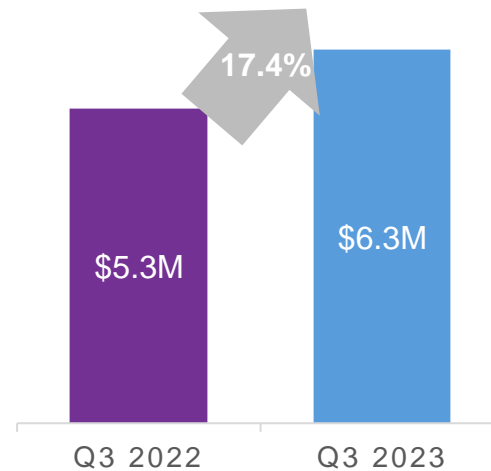
Chief Financial Officer

Q3 2023 Highlights

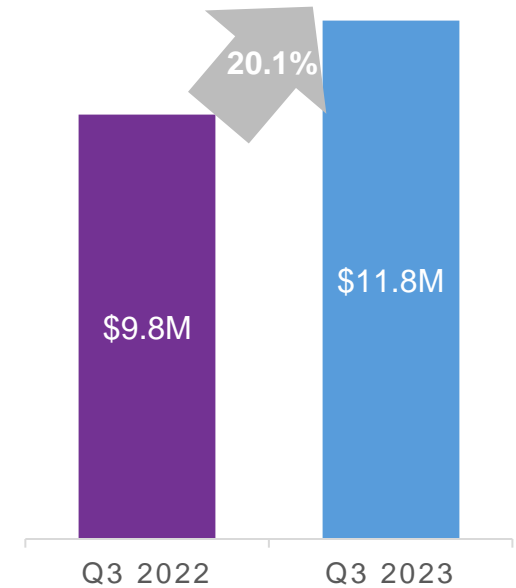
REVENUE



FUNDS FROM OPERATIONS¹



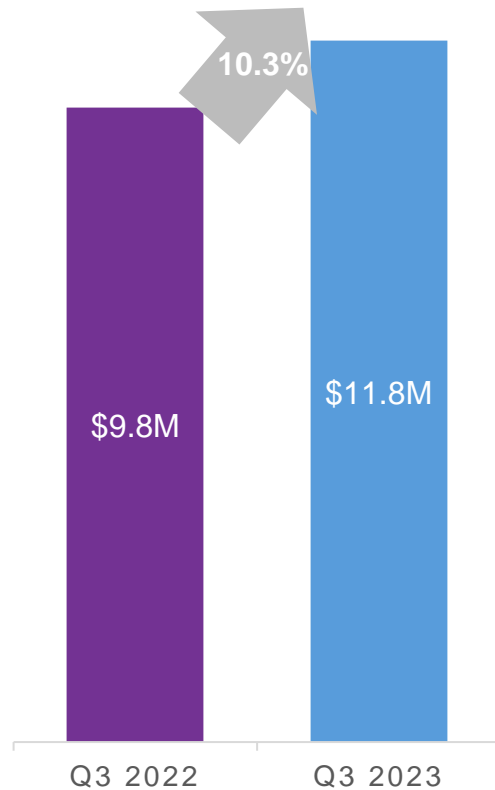
NET OPERATING INCOME



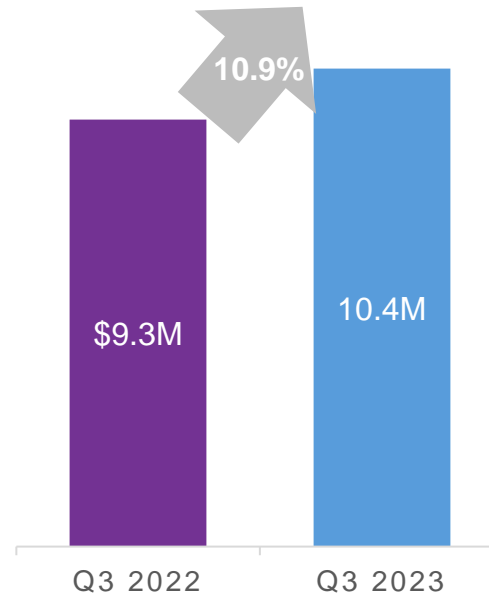
¹See "Non-IFRS Financial Measures and Real Estate Industry Metrics" for more information.

Increases in Same Community Metrics

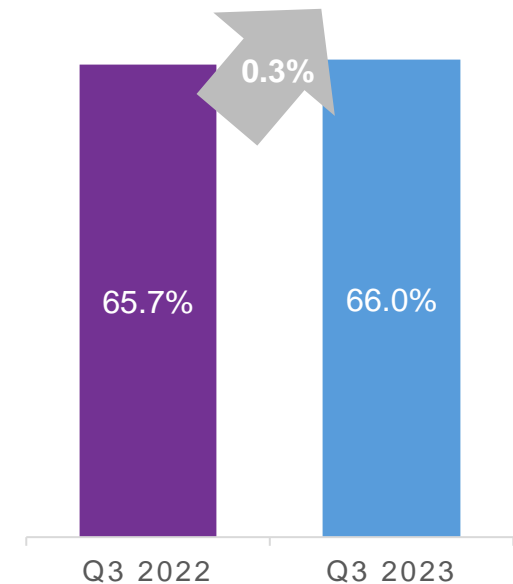
SAME COMMUNITY REVENUE¹



SAME COMMUNITY NET OPERATING INCOME¹



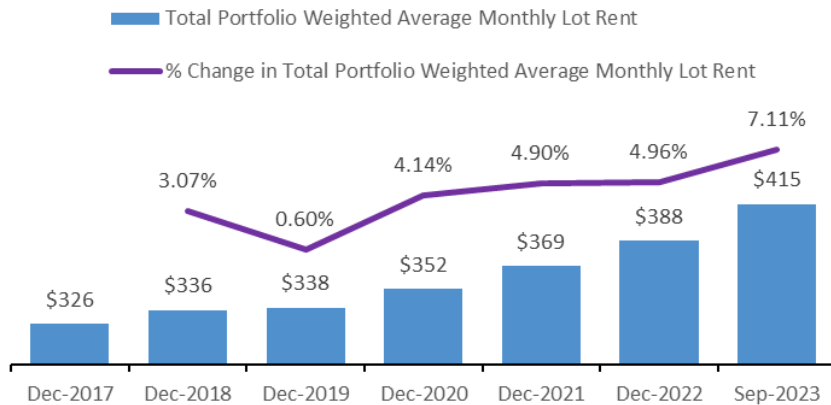
SAME COMMUNITY NET OPERATING INCOME MARGIN¹



¹See "Non-IFRS Financial Measures and Real Estate Industry Metrics" for more information.

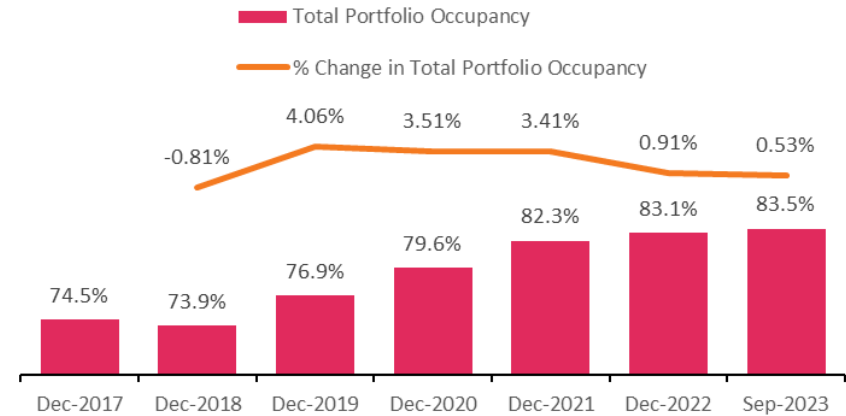
Stable and Consistent Occupancy

Lot Rent



**Consistent Same
Community Lot Rent Growth**

Occupancy



**Stable and Growing Same
Community Occupancy**


MHCs: Cost-Effective Pathway to Home Ownership



- Housing affordability
- Pride of home ownership



- Ability to build home equity
- Detached homes with deck, yard, driveway and in-house laundry
- Attractive lifestyle & amenities



Mutually Beneficial Rental Relationship Between Community Residents and Owners

Evansville, Indiana



Bolstering Resort Style Community Presence



LAKEVIEW, OHIO RESORT STYLE COMMUNITY

Disciplined Acquisition Criteria

All Flagship REIT acquisitions adhere to strict and disciplined criteria:

- Accretive to AFFO per unit
- Leverage management synergies and generate economies of scale
- Adjacent U.S. states where we currently operate, or new states with similar characteristics as existing markets



CLARKSVILLE, INDIANA



JACKSON, TENNESSEE

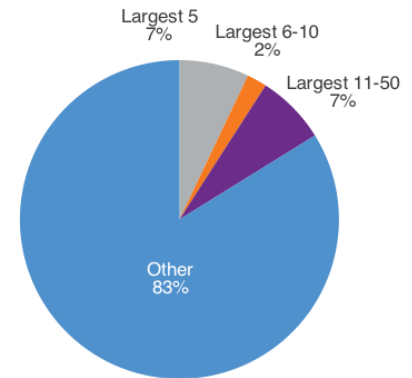
Acquisition Criteria Allows for Measured Growth

Proven Operator

- Industry primarily comprised of local owner-operators
- Top 50 investors estimated to control ~17% of manufactured housing lots for rent
- ~5,300 communities within Flagship's current target markets

MHC Industry Market Share

Source: Manufactured Housing Institute



New Supply Constraints

- Competing land uses
- Scarcity of land zoned for manufactured housing development
- Municipal governments prefer multi-family and single-family development

Large Fragmented Market with Consolidation Opportunity

Q3 2023 Financial Summary

(\$000s except per share amounts)						
	For the three months ended Sep. 30, 2023	For the three months ended Sep. 30, 2022	Variance	For the nine-months ended Sep. 30, 2023	For the nine-months ended Sep. 30, 2022	Variance
Rental revenue and related income	18,154	15,042	3,112	52,291	43,098	9,193
Same Community Revenue ¹	15,689	14,222	1,467	45,827	41,670	4,157
Acquisitions Revenue ¹	2,465	820	1,645	6,464	1,428	5,037
Net income and comprehensive income	28,980	14,910	14,070	66,586	43,366	23,220
NOI, total portfolio	11,830	9,848	1,982	34,478	28,566	5,912
Same Community NOI ¹	10,360	9,345	1,015	30,301	27,793	2,508
Acquisitions NOI ¹	1,470	503	967	4,177	773	3,405
NOI Margin ¹ , total portfolio	65.2%	65.5%	(0.3)%	65.9%	66.3%	(0.4)%
Same Community NOI Margin ¹	66.0%	65.7%	0.3%	66.1%	66.7%	(0.6)%
Acquisitions NOI Margin ¹	59.6%	61.3%	(1.7)%	64.6%	54.1%	10.5%
FFO ²	6,267	5,337	930	18,403	16,336	2,067
FFO Per Unit ²	0.297	0.272	0.025	0.891	0.832	0.059
AFFO ²	5,489	4,616	873	16,111	14,187	1,923
AFFO per Unit ²	0.260	0.235	0.025	0.780	0.723	0.057
AFFO Payout Ratio ²	53.9%	56.8%	(2.9)%	53.7%	55.5%	(1.8)%
Weighted average units (Diluted)	21,132,226	19,637,962	1,494,264	20,656,025	19,625,617	1,030,408

1. See "Other Real Estate Industry Metrics" in the Q3 2023 news release dated November 14, 2023

2. See "Non-IFRS Financial Measures" in the Q3 2023 news release dated November 14, 2023

MHC Portfolio

		As of Sep. 30, 2023	As of Dec. 31, 2022
Total communities	(#)	74	69
Total lots	(#)	13,716	12,601
Weighted Average Lot Rent ¹	(US\$)	415	388
Total Portfolio Occupancy	(%)	83.5	83.1
Same Community Occupancy	(%)	85.0	83.6 ²
Debt to Gross Book Value ¹	(%)	39.9	42.9
Weighted Average Mortgage Interest Rate ¹	(%)	4.09	3.78
Weighted Average Mortgage Interest Rate ¹	(Years)	10.3	11.7

¹See "Non-IFRS Financial Measures and Real Estate Industry Metrics" for more information.

²As of September 30, 2022

Flagship Communities REIT



*The Only Pure Play
MHC Investment in
Canadian Capital
Markets*



CONWAY, ARKANSAS



Q3 2023 Investor Presentation

November 15, 2023

